



CYSL Finals

Slalom

Official ranking

**JURY - TECHNICAL EVENT**

TECHNICAL DELEGATE	Hanbury Richard	(E)
REFEREE	Sonju Gretchen	(E)
CHIEF OF RACE	Bass Duane	(E)
COURSE CHIEF	Simplicio Philip Chip	(E)

WEATHER

CONDITIONS	Sunny
SNOW	Salted
AIR TEMPERATURE	START : 2.0 °F
	FINISH : 2.0 °F

1st RUN**2nd RUN**

COURSESETTER	Coan-Mahmood Jennifer	(E)	McClain Kyle	(E)
FORERUNNERS	- A - Barrett Katharine	(E)	- A - Barrett Katharine	(E)
	- B - Richert Caleb	(E)	- B - Lavrentyev Mark	(E)
	- C - Fierro Martine	(E)	- C - Fierro Martine	(E)
	- D - Skovran Nick	(E)	- D - Skovran Nick	(E)
	- E - Skovran Julia	(E)	- E - Skovran Julia	(E)
COURSE	Thunderbolt		Thunderbolt	
START	139 m		139 m	
FINISH	72 m		72 m	
DROP	67 m		67 m	
HOMOLOGATION	U788/11/10		U788/11/10	
GATES	35		35	
DIRECTIONS	34		35	
STARTING TIME	8:30		8:30	

LIST n°916 APPLIED PENALTY: 0.00 CALCULATED PENALTY: 1.80 F = 720

Rank	Bib	USSA ID	Name	Year	Nation	Region	Club	Run 1	Run 2	Time	Gap	Points
Category: U14												
1	327	E6449988	Varma Johar	2002	USA		MOH	33.85	40.79	1:14.64		0.00
2	323	E6358846	Keller Brody	2003	USA		SUND	33.69	41.83	1:15.52	0.88	8.49
3	297	E6323105	Kaftan Philip	2003	USA		MTSO	35.64	43.14	1:18.78	4.14	39.94
4	322	E6409890	Frommer Adam	2003	USA		MOH	36.48	42.57	1:19.05	4.41	42.54
5	302	E6510318	Cavo Nathaniel	2002	USA		SUND	36.00	44.05	1:20.05	5.41	52.19
6	319	E6405705	Kathuria Nikash	2003	USA		MOH	36.45	43.96	1:20.41	5.77	55.66
7	290	E6584276	Zappone Alec	2003	USA		MOH	36.90	44.09	1:20.99	6.35	61.25
8	305	E6506595	Sagarna Daniel	2002	USA		MOH	38.03	44.08	1:22.11	7.47	72.06
9	315	E6383986	Phillips Douglas	2003	USA		MOH	40.29	41.89	1:22.18	7.54	72.73
10	314	E6585701	Dickman James	2002	USA		MTSO	37.56	45.45	1:23.01	8.37	80.74
11	303	E6323014	Madoff Nicholas	2002	USA		MOH	37.44	45.86	1:23.30	8.66	83.54
12	300	E6384911	Madoff Peter	2003	USA		MOH	38.50	44.85	1:23.35	8.71	84.02
13	304	E6462346	Lapierre Jay	2003	USA		MTSO	38.33	45.08	1:23.41	8.77	84.60
14	287	E6466252	Matusik Cole	2002	USA		MTSO	41.29	42.70	1:23.99	9.35	90.19
15	308	E6516764	Tella Christofor	2002	USA		THDR	38.02	46.41	1:24.43	9.79	94.44
16	294	E6397400	Volgende Thomas	2002	USA		MTSO	38.25	46.70	1:24.95	10.31	99.45
17	316	E6409111	Slovinski Aidan	2003	USA		MTSO	37.22	49.27	1:26.49	11.85	114.31
18	301	E6463726	Vicsek Gregory	2003	USA		MTSO	34.74	53.18	1:27.92	13.28	128.10
19	292	E6558063	Worthington Colin	2003	USA		SUND	41.62	48.09	1:29.71	15.07	145.37
20	330	E6558431	Green Jonathan	2003	USA		THDR	41.41	49.07	1:30.48	15.84	152.80
21	298	E6573018	Warner Ben	2003	USA		SUND	35.80	55.40	1:31.20	16.56	159.74
22	310	E6524437	Landrie Joseph	2003	USA		MTSO	41.34	50.53	1:31.87	17.23	166.21
23	286	E6442562	Thompson Oliver	2003	USA		MOH	34.96	57.06	1:32.02	17.38	167.65
24	289	E6382808	O'Neil Aidan	2002	USA		THDR	40.99	51.18	1:32.17	17.53	169.10
25	318	E6516799	Hourihan Liam	2002	USA		THDR	49.74	43.97	1:33.71	19.07	183.95
26	293	E6501311	Schmidt Spencer	2003	USA		THDR	43.57	53.66	1:37.23	22.59	217.91
27	320	E6571632	Rose Braeden	2003	USA		SUND	45.01	52.75	1:37.76	23.12	223.02
28	296	E6579804	Friedman Daniel	2003	USA		MOH	45.15	54.79	1:39.94	25.30	244.05
29	325	E6417881	Dumais Andrew	2002	USA		MTSO	49.15	51.35	1:40.50	25.86	249.45
30	328	E6569633	Eberhardt Lucas	2003	USA		THDR	45.83	54.87	1:40.70	26.06	251.38
31	307	E6503690	Appell Jamison	2002	USA		SUND	47.92	56.16	1:44.08	29.44	283.99
32	295	E6615122	Laberge Cullen	2003	USA		SUND	40.44	1:07.57	1:48.01	33.37	321.90
33	311	E6630431	Fisher Spencer	2003	USA		SUND	44.58	1:04.67	1:49.25	34.61	333.86
34	329	E6655674	Taylor Caleb	2003	USA		THDR	49.39	1:09.51	1:58.90	44.26	426.95

Did Not Start - Run 1 (5)

291	E6523853	Dawson Nicholas	2002	USA		MTSO
299	E6515443	Gochuico Randall	2003	USA		THDR
317	E6630423	Fisher Alex	2002	USA		SUND
324	E6555076	Gruenstrass Hunter	2002	USA		THDR
326	E6525735	Quast Nicholas	2003	USA		THDR

**CYSL Finals
Slalom
Official ranking**

Rank	Bib	USSA ID	Name	Year	Nation	Region	Club	Run 1	Run 2	Time	Gap	Points
------	-----	---------	------	------	--------	--------	------	-------	-------	------	-----	--------






Did Not Finish - Run 1 (2)

	306	E6275745	Simplicio Peter	2002			MTSO					
	309	E6494901	Brencher Reed	2002			MOH					

Disqualified - Run 1 (1)

	312	E6516958	Clark PJ	2003			THDR				Gate 33	
--	-----	----------	----------	------	---	--	------	--	--	--	---------	--

Did Not Start - Run 2 (5)

	291	E6523853	Dawson Nicholas	2002			MTSO					
	299	E6515443	Gochuico Randall	2003			THDR					
	317	E6630423	Fisher Alex	2002			SUND					
	324	E6555076	Gruenstrass Hunter	2002			THDR					
	326	E6525735	Quast Nicholas	2003			THDR					

Disqualified - Run 2 (2)

	288	E6551634	Bluestein Reed	2003			SUND				Gate 31	
	321	E6513806	Norrgard John	2002			THDR				Gate 29	

CYSL Finals
Slalom
Official ranking

Rank	Bib	USSA ID	Name	Year	Nation	Region	Club	Run 1	Run 2	Time	Gap	Points
Category: U12												
1	240	E6452861	Eilers Robert	2004			MOH	35.37	43.59	1:18.96		41.67
2	207	E6514829	Bohadik Gavin	2005			SUND	37.12	44.08	1:21.20	2.24	63.28
3	205	E6512882	Hutchings Matthew	2004			THDR	37.72	44.14	1:21.86	2.90	69.65
4	225	E6495016	Baratta Nicholas	2004			MOH	36.71	46.07	1:22.78	3.82	78.52
5	211	E6463169	Lombardi Oskar	2004			THDR	38.49	44.61	1:23.10	4.14	81.61
6	239	E6510693	Funk Jack	2005			MTSO	36.22	47.18	1:23.40	4.44	84.50
7	202	E6397366	Schneider Charlie	2004			MTSO	38.15	45.26	1:23.41	4.45	84.60
8	221	E6465664	O'Looney Luke	2004			MTSO	38.36	46.12	1:24.48	5.52	94.92
9	242	E6473272	Hine Ethan	2004			MTSO	38.74	47.03	1:25.77	6.81	107.36
10	203	E6580278	Roy Ishan	2004			MOH	39.48	46.85	1:26.33	7.37	112.77
11	206	E6573233	Crowley Gavin	2004			MTSO	39.45	47.35	1:26.80	7.84	117.30
12	224	E6560553	Visser Alexander	2004			MTSO	39.07	49.69	1:28.76	9.80	136.21
13	244	E6635986	Hoffman Joey	2004			SUND	41.16	48.76	1:29.92	10.96	147.40
14	222	E6607024	Cahn Harrison	2004			SUND	40.72	49.93	1:30.65	11.69	154.44
15	208	E6516776	Tella Grayson	2004			THDR	40.13	50.61	1:30.74	11.78	155.31
16	223	E6505225	Edwards Jack	2005			THDR	41.01	49.85	1:30.86	11.90	156.46
17	214	E6524075	Schell Charles	2004			MOH	41.91	48.97	1:30.88	11.92	156.66
18	204	E6515202	Meleshkewich Nathan	2005			SUND	41.23	49.70	1:30.93	11.97	157.14
19	218	E6630956	Moore Jackson	2005			SUND	41.04	50.78	1:31.82	12.86	165.72
20	216	E6513992	Laorno Robert	2005			THDR	42.39	50.21	1:32.60	13.64	173.25
21	230	E6561587	Barrett Jack	2005			MTSO	41.71	51.84	1:33.55	14.59	182.41
22	210	E6521352	Purcell Tommy	2004			SUND	42.45	51.72	1:34.17	15.21	188.39
23	219	E6521176	Bobruff Jeremy	2005			MTSO	43.68	50.72	1:34.40	15.44	190.61
24	232	E6465047	Droppo Charlie	2004			SUND	42.93	52.00	1:34.93	15.97	195.72
25	226	E6457080	Starr Benjamin	2004			SUND	43.25	52.16	1:35.41	16.45	200.35
26	213	E6576508	Donovan Patrick	2004			MTSO	42.49	54.87	1:37.36	18.40	219.16
27	236	E6579985	Afkhami Kiyan	2005			MOH	43.87	53.96	1:37.83	18.87	223.70
28	243	E6619902	Sobel Phineas	2004			THDR	43.15	54.69	1:37.84	18.88	223.79
29	220	E6513974	Laorno Nathaniel	2005			THDR	44.13	55.60	1:39.73	20.77	242.03
30	217	E6524412	Alexander Bradford	2004			MTSO	44.91	55.99	1:40.90	21.94	253.31
31	229	E6642308	Harrison Charlie	2005			SUND	46.56	54.94	1:41.50	22.54	259.10
32	237	E6573243	Lord Travis	2004			SUND	44.65	57.21	1:41.86	22.90	262.57
33	215	E6563298	Desantos Will	2004			SUND	45.74	57.37	1:43.11	24.15	274.63
34	235	E6643798	Jauchler Matthew	2004			MTSO	46.30	57.56	1:43.86	24.90	281.86
35	241	E6563351	Jewett Max	2005			SUND	47.91	56.22	1:44.13	25.17	284.47
36	212	E6556662	Alvarado Luke	2005			POW	47.54	57.43	1:44.97	26.01	292.57
37	234	E6499723	Coffey Flynn	2004			SUND	44.82	1:01.91	1:46.53	27.57	307.62

Did Not Start - Run 1 (7)

227	E6642344	Honore Evan	2005			THDR
231	E6554471	Lederer Declan	2005			THDR
238	E6571620	Collins Sean	2004			THDR
245	E6578239	Harf Austin	2004			THDR
246	E6639759	DePiano William	2004			MTSO
247	E6639626	Meyer Nate	2004			THDR
248	E6613569	Gaynor Nathan	2005			THRD

Did Not Finish - Run 1 (2)

228	E6452420	Richert Noah	2004			MTSO
233	E6452398	Lowell Tommy	2004			MTSO

Did Not Start - Run 2 (7)

227	E6642344	Honore Evan	2005			THDR
231	E6554471	Lederer Declan	2005			THDR
238	E6571620	Collins Sean	2004			THDR
245	E6578239	Harf Austin	2004			THDR
246	E6639759	DePiano William	2004			MTSO
247	E6639626	Meyer Nate	2004			THDR
248	E6613569	Gaynor Nathan	2005			THRD

Disqualified - Run 2 (1)

209	E6454848	Mann Jeremy	2004			MTSO	Gate 30
-----	----------	-------------	------	--	--	------	---------

CYSL Finals
Slalom
Official ranking

Rank	Bib	USSA ID	Name	Year	Nation	Region	Club	Run 1	Run 2	Time	Gap	Points
Category: U10												
1	132	E6517218	Sena-Goldschmidt Max	2006			MTSO	40.62	49.33	1:29.95		147.68
2	125	E6548296	Liu Nelson	2007			MOH	42.68	49.02	1:31.70	1.75	164.57
3	155	E6561843	Snow James	2006			MOH	42.49	49.95	1:32.44	2.49	171.70
4	138	E6582281	Lemerond William	2007			MOH	43.53	50.97	1:34.50	4.55	191.58
5	143	E6550619	Vlcek Zach	2006			MTSO	41.88	53.04	1:34.92	4.97	195.63
6	148	E6557124	Badzioch Patrick	2007			SUND	42.55	52.88	1:35.43	5.48	200.55
7	129	E6500344	Baclaski Jack	2006			SUND	44.92	51.88	1:36.80	6.85	213.76
8	161	E6638004	Salibello Luke	2007			THDR	44.32	52.61	1:36.93	6.98	215.02
9	139	E6553311	O'Looney Blake	2006			MTSO	46.68	50.74	1:37.42	7.47	219.74
10	157	E6554684	Dulos Petros	2006			SUND	44.11	54.03	1:38.14	8.19	226.69
11	153	E6554692	Dulos Theodore	2006			SUND	44.80	53.94	1:38.74	8.79	232.48
12	163	X6643566	George Tom	2006			MTSO	46.42	54.97	1:41.39	11.44	258.04
13	126	E6635630	Lynch Reilly	2006			MOH	47.34	58.56	1:45.90	15.95	301.54
14	128	E6608876	Friedman Andrew	2006			MOH	48.46	57.90	1:46.36	16.41	305.98
15	160	E6673040	Cavallaro Evan	2007			MTSO	47.77	59.45	1:47.22	17.27	314.28
16	127	E6614186	Jones Colton	2007			MTSO	47.79	59.56	1:47.35	17.40	315.53
17	135	E6608317	Lemerond Charles	2009			MOH	52.02	57.42	1:49.44	19.49	335.69
18	131	E6641492	Burkart Joshua	2006			THDR	50.75	59.75	1:50.50	20.55	345.92
19	159	E6581133	Snow Stephen	2006			MOH	43.13	1:08.13	1:51.26	21.31	353.25
20	150	E6641760	Hafiz Derek	2006			MTSO	51.16	1:01.91	1:53.07	23.12	370.71
21	137	E6613969	David Micah	2008			SUND	51.86	1:01.29	1:53.15	23.20	371.48
22	136	E6615720	Polverari Joshua	2007			MTSO	52.61	1:03.69	1:56.30	26.35	401.86
23	147	E6640960	Cook Carson	2008			MTSO	59.33	1:06.31	2:05.64	35.69	491.96
24	134	E6568633	Pilla Anup	2006			MTSO	1:04.11	1:02.48	2:06.59	36.64	501.13

Did Not Start - Run 1 (12)

124	E6616175	Brody Erik	2006			MTSO
130	E6562882	Grenier Joseph	2007			MTSO
140	E6640851	Diana Nicholas	2007			SUND
141	E6556157	Rentz Alexander	2007			MTSO
145	E6571833	Forouhar-Graff Lukas	2007			SUND
146	E6641639	Mirota Maxim	2006			THDR
149	E6643728	Napolitano Anthony	2007			MTSO
151	E6495020	Baratta Luca	2007			MOH
152	E6629053	Collea Luke	2006			MTSO
154	X6666031	Porcherot Alexis	2006			THDR
156	E6613079	Gallagher Gordon	2007			MTSO
162	E6672751	Gouden-Kobes Kiran	2007			THDR

Did Not Finish - Run 1 (2)

133	E6519511	Tsai Michael	2006			MOH
144	E6580288	Roy Nikhil	2007			MOH

Disqualified - Run 1 (1)

142	E6609214	McDonald Miles	2006			MOH	Gate 18
-----	----------	----------------	------	--	--	-----	---------

Did Not Start - Run 2 (12)

124	E6616175	Brody Erik	2006			MTSO
130	E6562882	Grenier Joseph	2007			MTSO
140	E6640851	Diana Nicholas	2007			SUND
141	E6556157	Rentz Alexander	2007			MTSO
145	E6571833	Forouhar-Graff Lukas	2007			SUND
146	E6641639	Mirota Maxim	2006			THDR
149	E6643728	Napolitano Anthony	2007			MTSO
151	E6495020	Baratta Luca	2007			MOH
152	E6629053	Collea Luke	2006			MTSO
154	X6666031	Porcherot Alexis	2006			THDR
156	E6613079	Gallagher Gordon	2007			MTSO
162	E6672751	Gouden-Kobes Kiran	2007			THDR

Did Not Finish - Run 2 (1)

158	E6574403	Matusik Anthony	2006			MTSO
-----	----------	-----------------	------	--	--	------

Technical Delegate