



# Sundown GS Men

## Giant Slalom (U10-U14 / Men)

### Official ranking

**JURY - TECHNICAL EVENT**

TECHNICAL DELEGATE	Hanbury Richard	(E)
REFEREE	Adamec Thomas	(E)
CHIEF OF RACE	Meleshkewich Mark	(E)
COURSE CHIEF	Burns Sean	(E)
TIMEKEEPER	Meeker Scott	(E)

**WEATHER**

CONDITIONS	Cloudy
SNOW	Firm
AIR TEMPERATURE	START : -3.0 °F
	FINISH : -3.0 °F

**1st RUN**

COURSESETTER	McClain Kyle	(E)
FORERUNNERS		
COURSE	Gunbarrell	
START	315 m	
FINISH	155 m	
DROP	160 m	
HOMOLOGATION	U797/11/12	
GATES	26	
DIRECTIONS	25	
STARTING TIME	08:00	

**2nd RUN**

Sonju Gretchen	(E)
COURSE	Gunbarrell
START	315 m
FINISH	155 m
DROP	160 m
HOMOLOGATION	U797/11/12
GATES	26
DIRECTIONS	25
STARTING TIME	11:30

CATEGORY : U10-U14 LIST n°716

Rank	Bib	USSA ID	Name	Age Class	Year	Nation	Club	Run 1 (Rank)	Run 2 (Rank)	Time	Gap
<b>U10</b>											
	124	E6616175	Brody Erik	U10	2006	USA	MTSO	Did Not Finish	1:02.91 (19)	1:02.91	
	125	E6548296	Liu Nelson	U10	2007	USA	MOH	49.79 (4)	Did Not Finish	49.79	
7	126	E6635630	Lynch Reilly	U10	2006	USA	MOH	55.29 (16)	50.32 (4)	1:45.61	9.15
	127	E6614186	Jones Colton	U10	2007	USA	MTSO	1:06.86 (24)	Disqualified	1:06.86	
	128	E6608876	Friedman Andrew	U10	2006	USA	MOH	55.12 (14)	Disqualified	55.12	
8	129	E6500344	Baclaski Jack	U10	2006	USA	SUND	53.72 (8)	52.49 (11)	1:46.21	9.75
	130	E6562882	Grenier Joseph	U10	2007	USA	MTSO	Did Not Finish	49.76 (3)	49.76	
19	131	E6641492	Burkart Joshua	U10	2006	USA	THDR	1:06.00 (23)	1:07.10 (23)	2:13.10	36.64
	132	E6517218	Sena-Goldschmidt Max	U10	2006	USA	MTSO	47.11 (1)	Did Not Finish	47.11	
1	133	E6519511	Tsai Michael	U10	2006	USA	MOH	49.23 (2)	47.23 (1)	1:36.46	
17	134	E6568633	Pilla Anup	U10	2006	USA	MTSO	1:03.88 (22)	1:06.03 (22)	2:09.91	33.45
12	135	E6608317	Lemerond Charles	U10	2009	USA	MOH	53.77 (9)	53.94 (14)	1:47.71	11.25
18	136	E6615720	Polverari Joshua	U10	2007	USA	MTSO	1:10.13 (25)	1:00.95 (18)	2:11.08	34.62
	137	E6613969	David Micah	U10	2008	USA	SUND	Did Not Finish	Disqualified		
5	138	E6582281	Lemerond William	U10	2007	USA	MOH	51.83 (7)	51.04 (6)	1:42.87	6.41
6	139	E6553311	O'Looney Blake	U10	2006	USA	MTSO	53.87 (10)	51.70 (8)	1:45.57	9.11
	140	E6640851	Diana Nicholas	U10	2007	USA	SUND	Did Not Start	Did Not Start		
16	141	E6556157	Rentz Alexander	U10	2007	USA	MTSO	1:00.05 (21)	59.00 (17)	1:59.05	22.59
14	142	E6609214	McDonald Miles	U10	2006	USA	MOH	54.79 (13)	55.10 (15)	1:49.89	13.43
	143	E6550619	Vicek Zach	U10	2006	USA	MTSO	57.26 (19)	Disqualified	57.26	
4	144	E6580288	Roy Nikhil	U10	2007	USA	MOH	50.98 (6)	51.77 (9)	1:42.75	6.29
	145	E6571833	Forouhar-graff Lukas	U10	2007	USA	SUND	Did Not Start	Did Not Start		
20	146	E6641639	Mirota Maxim	U10	2006	USA	THDR	1:10.73 (26)	1:04.55 (20)	2:15.28	38.82
	147	E6640960	Cook Carson	U10	2008	USA	MTSO	Disqualified	Did Not Finish		
2	148	E6557124	Badzioch	U10	2007	USA	SUND	49.30 (3)	49.34 (2)	1:38.64	2.18
22	149	E6643728	Napolitano Anthony	U10	2007	USA	MTSO	1:15.45 (27)	1:10.49 (24)	2:25.94	49.48
21	150	E6641760	Hafiz Derek	U10	2006	USA	MTSO	1:16.93 (28)	1:05.81 (21)	2:22.74	46.28
	151	E6495020	Baratta Luca	U10	2007	USA	MOH	Did Not Start	Did Not Start		
	152	E6629053	Collea Luke	U10	2006	USA	MTSO	1:34.78 (29)	Did Not Start	1:34.78	
11	153	E6554692	Dulos Theodore	U10	2006	USA	SUND	53.89 (11)	53.58 (13)	1:47.47	11.01
10	154	X6666031	Porcherot Alexis	U10	2006	USA	THDR	54.71 (12)	52.15 (10)	1:46.86	10.40
15	155	E6561843	Snow James	U10	2006	USA	MOH	56.48 (18)	55.74 (16)	1:52.22	15.76
	156	E6613079	Gallagher Gordon	U10	2007	USA	MTSO	Did Not Start	Did Not Start		
	157	E6554684	Dulos Petros	U10	2006	USA	SUND	57.29 (20)	Disqualified	57.29	
3	158	E6574403	Matusik Anthony	U10	2006	USA	MTSO	50.70 (5)	50.77 (5)	1:41.47	5.01
9	159	E6581133	Snow Stephen	U10	2006	USA	MOH	55.12 (14)	51.21 (7)	1:46.33	9.87
13	160	6673040	Cavallaro Evan	U10	2007	USA	MTSO	55.76 (17)	52.92 (12)	1:48.68	12.22

**U12**

19	202	E6397366	Schneider Charlie	U12	2004	USA	MTSO	50.24 (13)	52.92 (27)	1:43.16	15.81
10	203	E6580278	Roy Ishan	U12	2004	USA	MOH	52.15 (20)	47.29 (9)	1:39.44	12.09
24	204	E6515202	Meleshkewich Nathan	U12	2005	USA	SUND	53.98 (26)	52.03 (24)	1:46.01	18.66
	205	E6512882	Hutchings Matthew	U12	2004	USA	THDR	44.91 (3)	Disqualified	44.91	











**Sundown GS Men**  
**Giant Slalom (U10-U14 / Men)**  
**Official ranking**

Rank	Bib	USSA ID	Name	Age Class	Year	Nation	Club	Run 1 (Rank)	Run 2 (Rank)	Time	Gap
11	206	E6573233	Crowley Gavin	U12	2004	USA	MTSO	51.45 (18)	48.44 (11)	1:39.89	12.54
2	207	E6514829	Bohadik Gavin	U12	2005	USA	SUND	44.84 (2)	43.81 (2)	1:28.65	1.30
	208	E6516776	Tella Grayson	U12	2004	USA	THDR	47.35 (5)	Disqualified	47.35	
	209	E6454848	Mann Jeremy	U12	2004	USA	MTSO	Did Not Finish	Did Not Finish		
14	210	E6521352	Purcell Tommy	U12	2004	USA	SUND	51.28 (17)	49.25 (13)	1:40.53	13.18
16	211	E6463169	Lombardi Oskar	U12	2004	USA	THDR	50.68 (14)	51.13 (22)	1:41.81	14.46
29	212	E6556662	Alvarado Luke	U12	2005	USA	POW	56.26 (30)	56.47 (33)	1:52.73	25.38
15	213	E6576508	Donovan Patrick	U12	2004	USA	MTSO	50.05 (12)	50.69 (20)	1:40.74	13.39
18	214	E6524075	Schell Charles	U12	2004	USA	MOH	52.42 (22)	50.48 (18)	1:42.90	15.55
30	215	E6563298	Desantos Will	U12	2004	USA	SUND	56.66 (32)	56.29 (32)	1:52.95	25.60
9	216	E6513992	Laorno Robert	U12	2005	USA	THDR	49.25 (11)	48.26 (10)	1:37.51	10.16
21	217	E6524412	Alexander Bradford	U12	2004	USA	MTSO	52.62 (24)	51.31 (23)	1:43.93	16.58
17	218	E6630956	Moore Jackson	U12	2005	USA	SUND	52.38 (21)	50.38 (17)	1:42.76	15.41
25	219	E6521176	Bobruff Jeremy	U12	2005	USA	MTSO	53.46 (25)	53.94 (29)	1:47.40	20.05
26	220	E6513974	Laorno Nathaniel	U12	2005	USA	THDR	56.04 (29)	52.21 (25)	1:48.25	20.90
22	221	E6465664	O'Looney Luke	U12	2004	USA	MTSO	51.68 (19)	52.26 (26)	1:43.94	16.59
4	222	E6607024	Cahn Harrison	U12	2004	USA	SUND	47.79 (8)	46.04 (5)	1:33.83	6.48
12	223	E6505225	Edwards Jack	U12	2005	USA	THDR	50.83 (15)	49.29 (14)	1:40.12	12.77
5	224	E6560553	Visser Alexander	U12	2004	USA	MTSO	48.11 (10)	45.97 (4)	1:34.08	6.73
6	225	E6495016	Baratta Nicholas	U12	2004	USA	MOH	48.07 (9)	46.19 (6)	1:34.26	6.91
13	226	E6457080	Starr Benjamin	U12	2004	USA	SUND	50.97 (16)	49.39 (15)	1:40.36	13.01
34	227	E6642344	Honore Evan	U12	2005	USA	THDR	1:16.71 (37)	1:11.24 (37)	2:27.95	1:00.60
3	228	E6452420	Richert Noah	U12	2004	USA	MTSO	45.05 (4)	44.33 (3)	1:29.38	2.03
31	229	E6642308	Harrison Charlie	U12	2005	USA	SUND	1:01.46 (35)	56.95 (34)	1:58.41	31.06
	230	E6561587	Barrett Jack	U12	2005	USA	MTSO	Did Not Finish	53.22 (28)	53.22	
	231	E6554471	Lederer Declan	U12	2005	USA	THDR	Disqualified	49.39 (15)	49.39	
8	232	E6465047	Droppo Charlie	U12	2004	USA	SUND	47.71 (7)	47.16 (8)	1:34.87	7.52
1	233	E6452398	Lowell Tommy	U12	2004	USA	MTSO	43.98 (1)	43.37 (1)	1:27.35	
	234	E6499723	Coffey Flynn	U12	2004	USA	SUND	58.27 (33)	Did Not Finish	58.27	
27	235	E6643798	Jauchler Matthew	U12	2004	USA	MTSO	55.21 (28)	55.62 (31)	1:50.83	23.48
28	236	E6579985	Afkhami Kiyam	U12	2005	USA	MOH	56.43 (31)	54.96 (30)	1:51.39	24.04
20	237	E6573243	Lord Travis	U12	2004	USA	SUND	52.55 (23)	50.67 (19)	1:43.22	15.87
	238	E6571620	Collins Sean	U12	2004	USA	THDR	Did Not Start	Did Not Start		
	239	E6510693	Funk Jack	U12	2005	USA	MTSO	Did Not Finish	48.57 (12)	48.57	
7	240	E6452861	Eilers Robert	U12	2004	USA	MOH	47.41 (6)	46.88 (7)	1:34.29	6.94
32	241	E6563351	Jewett Max	U12	2005	USA	SUND	1:00.46 (34)	58.90 (35)	1:59.36	32.01
23	242	E6473272	Hine Ethan	U12	2004	USA	MTSO	54.93 (27)	50.81 (21)	1:45.74	18.39
33	243	E6619902	Sobel Phineas	U12	2004	USA	THDR	1:03.33 (36)	1:01.66 (36)	2:04.99	37.64
	244	6635986	Hoffman Joey	U12	2004	USA	SUND	Did Not Start	Did Not Start		

**U14**

9	286	E6442562	Thompson Oliver	U14	2003	USA	MOH	48.01 (12)	46.09 (10)	1:34.10	9.48
2	287	E6466252	Matusik Cole	U14	2002	USA	MTSO	43.71 (3)	43.28 (4)	1:26.99	2.37
	288	E6551634	Bluestein Reed	U14	2003	USA	SUND	Did Not Finish	45.04 (9)	45.04	
18	289	E6382608	O'Neil Aidan	U14	2002	USA	THDR	52.91 (21)	51.29 (23)	1:44.20	19.58
13	290	E6584276	Zappone Alec	U14	2003	USA	MOH	48.64 (14)	48.45 (17)	1:37.09	12.47
	291	E6523853	Dawson Nicholas	U14	2002	USA	MTSO	45.60 (8)	Disqualified	45.60	
12	292	E6558063	Worthington Colin	U14	2003	USA	SUND	49.07 (16)	47.39 (15)	1:36.46	11.84
	293	E6501311	Schmidt Spencer	U14	2003	USA	THDR	53.71 (23)	Did Not Start	53.71	
	294	E6397400	Volgende Thomas	U14	2002	USA	MTSO	Did Not Start	Did Not Start		
	295	E6615122	Laberge Cullen	U14	2003	USA	SUND	51.05 (19)	Did Not Finish	51.05	
22	296	E6579804	Friedman Daniel	U14	2003	USA	MOH	58.76 (26)	59.69 (31)	1:58.45	33.83
	297	E6323105	Kaftan Philip	U14	2003	USA	MTSO	45.10 (6)	Did Not Finish	45.10	
8	298	E6573018	Warner Ben	U14	2003	USA	SUND	47.80 (11)	46.18 (11)	1:33.98	9.36
23	299	E6515443	Gochuico Randall	U14	2003	USA	THDR	1:01.33 (28)	59.62 (30)	2:00.95	36.33
15	300	E6384911	Madoff Peter	U14	2003	USA	MOH	49.76 (17)	49.55 (18)	1:39.31	14.69
	301	E6463726	Vlcek Gregory	U14	2003	USA	MTSO	Did Not Finish	44.08 (7)	44.08	
	302	E6510318	Cavo Nathaniel	U14	2002	USA	SUND	Did Not Finish	47.11 (13)	47.11	
16	303	E6323014	Madoff Nicholas	U14	2002	USA	MOH	50.84 (18)	49.91 (20)	1:40.75	16.13
6	304	E6462346	Lapierre Jay	U14	2003	USA	MTSO	45.28 (7)	44.57 (8)	1:29.85	5.23
10	305	E6506595	Sagarna Daniel	U14	2002	USA	MOH	47.11 (10)	47.98 (16)	1:35.09	10.47
1	306	E6275745	Simplicio Peter	U14	2002	USA	MTSO	41.96 (1)	42.66 (1)	1:24.62	
	307	E6503690	Appell Jamison	U14	2002	USA	SUND	1:00.69 (27)	Disqualified	1:00.69	
11	308	E6516764	Tella Chris	U14	2002	USA	THDR	48.05 (13)	47.31 (14)	1:35.36	10.74
17	309	E6494901	Brencher Reed	U14	2002	USA	MOH	52.09 (20)	51.36 (24)	1:43.45	18.83
19	310	E6524437	Landrie Joseph	U14	2003	USA	MTSO	53.48 (22)	52.24 (25)	1:45.72	21.10
	311	E6630431	Fisher Spencer	U14	2003	USA	SUND	Disqualified	58.96 (29)	58.96	
20	312	E6516958	Clark PJ	U14	2003	USA	THDR	55.70 (24)	52.80 (26)	1:48.50	23.88
	314	E6585701	Dickman James	U14	2002	USA	MTSO	Did Not Finish	50.64 (21)	50.64	
315	E6383986	Phillips Douglas	U14	2003	USA	MOH	Did Not Finish	43.43 (5)	43.43		
	316	E6409111	Slovinski Aidan	U14	2003	USA	MTSO	Did Not Start	Did Not Start		

**Sundown GS Men**  
**Giant Slalom (U10-U14 / Men)**  
**Official ranking**

Rank	Bib	USSA ID	Name	Age Class	Year	Nation	Club	Run 1 (Rank)	Run 2 (Rank)	Time	Gap
21	317	E6630423	Fisher Alex	U14	2002		SUND	57.04 (25)	55.54 (27)	1:52.58	27.96
14	318	E6516799	Hourihan Liam	U14	2002		THDR	48.91 (15)	49.76 (19)	1:38.67	14.05
7	319	E6405705	Kathuria Nikash	U14	2003		MOH	47.07 (9)	46.39 (12)	1:33.46	8.84
	320	E6571632	Rose Braeden	U14	2003		SUND	Did Not Finish	55.82 (28)	55.82	
	321	E6513806	Norrgard John	U14	2002		THDR	Did Not Finish	51.15 (22)	51.15	
4	322	E6409890	Frommer Adam	U14	2003		MOH	44.11 (5)	43.06 (2)	1:27.17	2.55
3	323	E6358846	Keller Brody	U14	2003		SUND	43.86 (4)	43.15 (3)	1:27.01	2.39
	324	E6555076	Gruenstrass Hunter	U14	2002		THDR		Did Not Start		
5	325	E6417881	Dumais Andrew	U14	2002		MTSO	43.67 (2)	43.72 (6)	1:27.39	2.77
	326	E6525735	Quast Nicholas	U14	2003		THDR		Did Not Start		