



THUNDER RIDGE SL U12-14 Boys

Slalom (U12;U14 / Men)

Official ranking



JURY - TECHNICAL EVENT

| | | |
|--------------------|------------------|-----|
| TECHNICAL DELEGATE | Hanbury Richard | (E) |
| REFEREE | McClain Kyle | (E) |
| CHIEF OF RACE | Kemmer Mike | (E) |
| TIMEKEEPER | Marturano Robert | (E) |

WEATHER

| | |
|-----------------|-----------------|
| CONDITIONS | Sunny |
| SNOW | firm |
| AIR TEMPERATURE | START : 2.0 °F |
| | FINISH : 2.0 °F |

1st RUN

| | | |
|---------------|---------------------|-----|
| COURSESETTER | Kemmer Mike | (E) |
| FORERUNNERS | - A - Bellin Jordan | (E) |
| COURSE | The Face | |
| START | 230 m | |
| FINISH | 151 m | |
| DROP | 79 m | |
| HOMOLOGATION | U799/11/10 | |
| GATES | 40 | |
| DIRECTIONS | 39 | |
| STARTING TIME | 12:00 | |

2nd RUN

| | | |
|---------------|-------------------|-----|
| FORERUNNERS | - A - Fryer Bryon | (E) |
| | Bellin Jordan | (E) |
| COURSE | The Face | |
| START | 230 m | |
| FINISH | 151 m | |
| DROP | 79 m | |
| HOMOLOGATION | U799/11/10 | |
| GATES | 40 | |
| DIRECTIONS | 39 | |
| STARTING TIME | 12:00 | |

CATEGORY : U12;U14 LIST n°716

| Rank | Bib | USSA ID | Name | Category | Year | Nation | Club | Run 1 (Rank) | Run 2 (Rank) | Time | Gap |
|------|-----|---------|------|----------|------|--------|------|--------------|--------------|------|-----|
|------|-----|---------|------|----------|------|--------|------|--------------|--------------|------|-----|

Category: U12

| | | | | | | | | | | | |
|----|-----|----------|---------------------|-----|------|-----|------|----------------|----------------|---------|---------|
| 1 | 240 | E6452861 | Eilers Robert | U12 | 2004 | USA | MOH | * 43.28 (2) | * 43.98 (2) | 1:27.26 | |
| 2 | 207 | E6514829 | Bohadik Gavin | U12 | 2005 | USA | SUND | * 46.07 (3) | * 47.83 (3) | 1:33.90 | 6.64 |
| 3 | 205 | E6512882 | Hutchings Matthew | U12 | 2004 | USA | THDR | * 46.73 (4) | * 49.14 (5) | 1:35.87 | 8.61 |
| 4 | 203 | E6580278 | Roy Ishan | U12 | 2004 | USA | MOH | * 47.61 (5) | * 48.85 (4) | 1:36.46 | 9.20 |
| 5 | 221 | E6465664 | O'Looney Luke | U12 | 2004 | USA | MTSO | * 47.64 (6) | * 51.70 (8) | 1:39.34 | 12.08 |
| 6 | 222 | E6607024 | Cahn Harrison | U12 | 2004 | USA | SUND | * 47.76 (7) | * 52.19 (9) | 1:39.95 | 12.69 |
| 7 | 204 | E6515202 | Meleshkewich Nathan | U12 | 2005 | USA | SUND | * 49.37 (10) | * 51.14 (7) | 1:40.51 | 13.25 |
| 8 | 202 | E6397366 | Schneider Charlie | U12 | 2004 | USA | MTSO | * 48.79 (8) | * 52.38 (11) | 1:41.17 | 13.91 |
| 9 | 244 | 6635986 | Hoffman Joey | U12 | 2004 | USA | SUND | * 51.06 (14) | * 51.07 (6) | 1:42.13 | 14.87 |
| 10 | 208 | E6516776 | Tella Grayson | U12 | 2004 | USA | THDR | * 50.55 (12) | * 52.30 (10) | 1:42.85 | 15.59 |
| 11 | 214 | E6524075 | Schell Charles | U12 | 2004 | USA | MOH | * 51.36 (15) | * 54.49 (14) | 1:45.85 | 18.59 |
| 12 | 218 | E6630956 | Moore Jackson | U12 | 2005 | USA | SUND | * 51.49 (16) | * 54.94 (15) | 1:46.43 | 19.17 |
| 13 | 211 | E6463169 | Lombardi Oskar | U12 | 2004 | USA | THDR | * 53.71 (22) | * 52.98 (13) | 1:46.69 | 19.43 |
| 14 | 228 | E6452420 | Richert Noah | U12 | 2004 | USA | MTSO | * 42.92 (1) | * 1:04.07 (30) | 1:46.99 | 19.73 |
| 15 | 223 | E6505225 | Edwards Jack | U12 | 2005 | USA | THDR | * 53.19 (20) | * 55.57 (16) | 1:48.76 | 21.50 |
| 16 | 216 | E6513992 | Laorno Robert | U12 | 2005 | USA | THDR | * 53.84 (23) | * 55.68 (17) | 1:49.52 | 22.26 |
| 17 | 242 | E6473272 | Hine Ethan | U12 | 2004 | USA | MTSO | * 52.25 (18) | * 57.34 (21) | 1:49.59 | 22.33 |
| 18 | 213 | E6576508 | Donovan Patrick | U12 | 2004 | USA | MTSO | * 55.07 (24) | * 55.75 (18) | 1:50.82 | 23.56 |
| 19 | 230 | E6561587 | Barrett Jack | U12 | 2005 | USA | MTSO | * 53.70 (21) | * 57.23 (19) | 1:50.93 | 23.67 |
| 20 | 220 | E6513974 | Laorno Nathaniel | U12 | 2005 | USA | THDR | * 55.44 (25) | * 57.25 (20) | 1:52.69 | 25.43 |
| 21 | 234 | E6499723 | Coffey Flynn | U12 | 2004 | USA | SUND | * 55.60 (26) | * 59.38 (23) | 1:54.98 | 27.72 |
| 22 | 237 | E6573243 | Lord Travis | U12 | 2004 | USA | SUND | * 57.18 (28) | * 58.48 (22) | 1:55.66 | 28.40 |
| 23 | 219 | E6521176 | Bobruff Jeremy | U12 | 2005 | USA | MTSO | * 55.61 (27) | * 1:00.72 (24) | 1:56.33 | 29.07 |
| 24 | 215 | E6563298 | Desantos Will | U12 | 2004 | USA | SUND | * 57.21 (29) | * 1:01.56 (26) | 1:58.77 | 31.51 |
| 25 | 229 | E6642308 | Harrison Charlie | U12 | 2005 | USA | SUND | * 58.82 (31) | * 1:01.38 (25) | 2:00.20 | 32.94 |
| 26 | 243 | E6619902 | Sobel Phineas | U12 | 2004 | USA | THDR | * 1:00.12 (32) | * 1:03.30 (29) | 2:03.42 | 36.16 |
| 27 | 236 | E6579985 | Afkhami Kiyam | U12 | 2005 | USA | MOH | * 1:02.26 (33) | * 1:03.03 (28) | 2:05.29 | 38.03 |
| 28 | 212 | E6556662 | Alvarado Luke | U12 | 2005 | USA | POW | * 58.39 (30) | * 1:08.17 (32) | 2:06.56 | 39.30 |
| 29 | 241 | E6563351 | Jewett Max | U12 | 2005 | USA | SUND | * 1:04.26 (34) | * 1:06.10 (31) | 2:10.36 | 43.10 |
| 30 | 227 | E6642344 | Honore Evan | U12 | 2005 | USA | THDR | * 1:07.63 (35) | * 1:15.87 (33) | 2:23.50 | 56.24 |
| 31 | 248 | E6613569 | Gaynor Nathan | U12 | 2005 | USA | THDR | * 1:16.15 (36) | * 1:19.40 (34) | 2:35.55 | 1:08.29 |

Did Not Start - Run 1 (6)

| | | | | | | | | | | | |
|-----|----------|--------------------|-----|------|-----|------|--|--|--|--|--|
| 217 | E6524412 | Alexander Bradford | U12 | 2004 | USA | MTSO | | | | | |
| 226 | E6457080 | Starr Benjamin | U12 | 2004 | USA | SUND | | | | | |
| 235 | E6643798 | Jauchler Matthew | U12 | 2004 | USA | MTSO | | | | | |
| 238 | E6571620 | Collins Sean | U12 | 2004 | USA | THDR | | | | | |
| 246 | E6639759 | DePiano Will | U12 | 2004 | USA | MTSO | | | | | |
| 247 | E6639626 | Meyer Nate | U12 | 2004 | USA | THDR | | | | | |

Did Not Finish - Run 1 (3)

| | | | | | | | | | | | |
|-----|----------|------------------|-----|------|-----|------|--|--|--|--|--|
| 224 | E6560553 | Visser Alexander | U12 | 2004 | USA | MTSO | | | | | |
| 232 | E6465047 | Droppo Charlie | U12 | 2004 | USA | SUND | | | | | |
| 233 | E6452398 | Lowell Tommy | U12 | 2004 | USA | MTSO | | | | | |



THUNDER RIDGE SL U12-14 Boys
Slalom (U12;U14 / Men)
Official ranking

| Rank | Bib | USSA ID | Name | Category | Year | Nation | Club | Run 1 (Rank) | Run 2 (Rank) | Time | Gap |
|-----------------------------------|-----|----------|--------------------|----------|------|--------|------|----------------|----------------|----------------|---------|
| Disqualified - Run 1 (1) | | | | | | | | | | | |
| | 239 | E6510693 | Funk Jack | U12 | 2005 | | MTSO | | | | Gate 23 |
| Did Not Start - Run 2 (7) | | | | | | | | | | | |
| | 217 | E6524412 | Alexander Bradford | U12 | 2004 | | MTSO | | | | |
| | 225 | E6495016 | Baratta Nicholas | U12 | 2004 | | MOH | | | | |
| | 226 | E6457080 | Starr Benjamin | U12 | 2004 | | SUND | | | | |
| | 235 | E6643798 | Jauchler Matthew | U12 | 2004 | | MTSO | | | | |
| | 238 | E6571620 | Collins Sean | U12 | 2004 | | THDR | | | | |
| | 246 | E6639759 | DePiano Will | U12 | 2004 | | MTSO | | | | |
| | 247 | E6639626 | Meyer Nate | U12 | 2004 | | THDR | | | | |
| Did Not Finish - Run 2 (2) | | | | | | | | | | | |
| | 209 | E6454848 | Mann Jeremy | U12 | 2004 | | MTSO | | | | |
| | 224 | E6560553 | Visser Alexander | U12 | 2004 | | MTSO | | | | |
| Disqualified - Run 2 (3) | | | | | | | | | | | |
| | 206 | E6573233 | Crowley Gavin | U12 | 2004 | | MTSO | | | | Gate 35 |
| | 210 | E6521352 | Purcell Tommy | U12 | 2004 | | SUND | | | | Gate 40 |
| | 231 | E6554471 | Lederer Declan | U12 | 2005 | | THDR | | | | Gate 40 |
| Category: U14 | | | | | | | | | | | |
| 1 | 306 | E6275745 | Simplicio Peter | U14 | 2002 | | MTSO | * 39.17 (2) | * 40.89 (1) | 1:20.06 | |
| 2 | 325 | E6417881 | Dumais Andrew | U14 | 2002 | | MTSO | * 39.45 (3) | * 42.98 (3) | 1:22.43 | 2.37 |
| 3 | 298 | E6573018 | Warner Ben | U14 | 2003 | | SUND | * 42.99 (6) | * 44.28 (5) | 1:27.27 | 7.21 |
| 4 | 323 | E6358846 | Keller Brody | U14 | 2003 | | SUND | * 42.32 (4) | * 45.06 (8) | 1:27.38 | 7.32 |
| 5 | 291 | E6523853 | Dawson Nicholas | U14 | 2002 | | MTSO | * 43.43 (7) | * 44.49 (6) | 1:27.92 | 7.86 |
| 6 | 290 | E6584276 | Zappone Alec | U14 | 2003 | | MOH | * 45.93 (10) | * 44.81 (7) | 1:30.74 | 10.68 |
| 7 | 327 | E6449988 | Varma Johar | U14 | 2002 | | MOH | * 45.36 (9) | * 47.69 (12) | 1:33.05 | 12.99 |
| 8 | 286 | E6442562 | Thompson Oliver | U14 | 2003 | | MOH | * 47.00 (12) | * 46.31 (9) | 1:33.31 | 13.25 |
| 9 | 288 | E6551634 | Bluestein Reed | U14 | 2003 | | SUND | * 46.39 (11) | * 49.33 (13) | 1:35.72 | 15.66 |
| 10 | 315 | E6383986 | Phillips Douglas | U14 | 2003 | | MOH | * 42.67 (5) | * 54.17 (23) | 1:36.84 | 16.78 |
| 11 | 292 | E6558063 | Worthington Colin | U14 | 2003 | | SUND | * 47.58 (14) | * 50.15 (15) | 1:37.73 | 17.67 |
| 12 | 318 | E6516799 | Hourihan Liam | U14 | 2002 | | THDR | * 51.93 (17) | * 47.30 (10) | 1:39.23 | 19.17 |
| 13 | 316 | E6409111 | Slovinski Aidan | U14 | 2003 | | MTSO | * 48.93 (15) | * 50.61 (16) | 1:39.54 | 19.48 |
| 14 | 302 | E6510318 | Cavo Nathaniel | U14 | 2002 | | SUND | * 47.37 (13) | * 56.36 (24) | 1:43.73 | 23.67 |
| 15 | 309 | E6494901 | Brencher Reed | U14 | 2002 | | MOH | * 51.55 (16) | * 52.80 (19) | 1:44.35 | 24.29 |
| 16 | 310 | E6524437 | Landrie Joseph | U14 | 2003 | | MTSO | * 52.14 (18) | * 53.51 (22) | 1:45.65 | 25.59 |
| 17 | 312 | E6516958 | Clark PJ | U14 | 2003 | | THDR | * 53.70 (20) | * 52.07 (18) | 1:45.77 | 25.71 |
| 18 | 320 | E6571632 | Rose Braeden | U14 | 2003 | | SUND | * 53.78 (21) | * 57.31 (26) | 1:51.09 | 31.03 |
| 19 | 330 | E6558431 | Green Jonathan | U14 | 2003 | | THDR | * 53.20 (19) | * 59.86 (29) | 1:53.06 | 33.00 |
| 20 | 328 | E6569633 | Eberhardt Lucas | U14 | 2003 | | THDR | * 56.78 (22) | * 58.84 (27) | 1:55.62 | 35.56 |
| 21 | 317 | E6630423 | Fisher Alex | U14 | 2002 | | SUND | * 58.07 (23) | * 1:01.51 (30) | 1:59.58 | 39.52 |
| 22 | 311 | E6630431 | Fisher Spencer | U14 | 2003 | | SUND | * 1:00.68 (24) | * 1:01.70 (31) | 2:02.38 | 42.32 |
| 23 | 314 | E6585701 | Dickman James | U14 | 2002 | | MTSO | * 1:12.97 (26) | * 52.92 (21) | 2:05.89 | 45.83 |
| 24 | 319 | E6405705 | Kathuria Nikash | U14 | 2003 | | MOH | * 1:08.93 (25) | * 58.87 (28) | 2:07.80 | 47.74 |
| 25 | 329 | E6655674 | Taylor Caleb | U14 | 2003 | | THDR | * 1:14.20 (27) | * 1:38.60 (34) | 2:52.80 | 1:32.74 |
| Did Not Start - Run 1 (6) | | | | | | | | | | | |
| | 293 | E6501311 | Schmidt Spencer | U14 | 2003 | | THDR | | | | |
| | 300 | E6384911 | Madoff Peter | U14 | 2003 | | MOH | | | | |
| | 303 | E6323014 | Madoff Nicholas | U14 | 2002 | | MOH | | | | |
| | 307 | E6503690 | Appell Jamison | U14 | 2002 | | SUND | | | | |
| | 322 | E6409890 | Frommer Adam | U14 | 2003 | | MOH | | | | |
| | 324 | E6555076 | Gruenstrass Hunter | U14 | 2002 | | THDR | | | | |
| Did Not Finish - Run 1 (8) | | | | | | | | | | | |
| | 287 | E6466252 | Matusik Cole | U14 | 2002 | | MTSO | | | | |
| | 289 | E6382808 | O'Neil Aidan | U14 | 2002 | | THDR | | | | |
| | 294 | E6397400 | Volgende Thomas | U14 | 2002 | | MTSO | | | | |
| | 295 | E6615122 | Laberge Cullen | U14 | 2003 | | SUND | | | | |
| | 297 | E6323105 | Kaftan Philip | U14 | 2003 | | MTSO | | | | |
| | 304 | E6462346 | Lapierre Jay | U14 | 2003 | | MTSO | | | | |
| | 305 | E6506595 | Sagarna Daniel | U14 | 2002 | | MOH | | | | |







THUNDER RIDGE SL U12-14 Boys
Slalom (U12;U14 / Men)
Official ranking

| Rank | Bib | USSA ID | Name | Category | Year | Nation | Club | Run 1 (Rank) | Run 2 (Rank) | Time | Gap |
|------|-----|----------|----------------|----------|------|---|------|--------------|--------------|------|-----|
| | 326 | E6525735 | Quast Nicholas | U14 | 2003 |  | THDR | | | | |

Disqualified - Run 1 (3)

| | | | | | | | | | | | |
|-----|----------|------------------|-----|------|---|------|--|--|--|--|---------|
| 296 | E6579804 | Friedman Daniel | U14 | 2003 |  | MOH | | | | | Gate 36 |
| 299 | E6515443 | Gochuico Randall | U14 | 2003 |  | THDR | | | | | Gate 7 |
| 321 | E6513806 | Norrgard John | U14 | 2002 |  | THDR | | | | | Gate 15 |

Did Not Start - Run 2 (6)

| | | | | | | | | | | | |
|-----|----------|--------------------|-----|------|---|------|--|--|--|--|--|
| 293 | E6501311 | Schmidt Spencer | U14 | 2003 |  | THDR | | | | | |
| 300 | E6384911 | Madoff Peter | U14 | 2003 |  | MOH | | | | | |
| 303 | E6323014 | Madoff Nicholas | U14 | 2002 |  | MOH | | | | | |
| 307 | E6503690 | Appell Jamison | U14 | 2002 |  | SUND | | | | | |
| 322 | E6409890 | Frommer Adam | U14 | 2003 |  | MOH | | | | | |
| 324 | E6555076 | Gruenstrass Hunter | U14 | 2002 |  | THDR | | | | | |

Did Not Finish - Run 2 (2)

| | | | | | | | | | | | |
|-----|----------|----------------|-----|------|---|------|--|--|--|--|--|
| 295 | E6615122 | Laberge Cullen | U14 | 2003 |  | SUND | | | | | |
| 301 | E6463726 | Vlcek Gregory | U14 | 2003 |  | MTSO | | | | | |

Disqualified - Run 2 (2)

| | | | | | | | | | | | |
|-----|----------|--------------|-----|------|---|------|--|--|--|--|---------|
| 304 | E6462346 | Lapierre Jay | U14 | 2003 |  | MTSO | | | | | Gate 36 |
| 308 | E6516764 | Tella Chris | U14 | 2002 |  | THDR | | | | | Gate 16 |