

CYSL KOMBI

Kinder Kombi (U12;U14 / Men)

Unofficial ranking

JURY - TECHNICAL EVENT

TECHNICAL DELEGATE	Hanbury Richard	(E)
REFEREE	McClain Kyle	(E)
CHIEF OF RACE	Simplicio Philip Chip	(E)
COURSE CHIEF	Christopher Jason	(E)
DATA MANAGEMENT	Hanbury Richard	(E)

WEATHER

CONDITIONS	Cold
SNOW	Firm
AIR TEMPERATURE	START : 25.0 °F
	FINISH : 25.0 °F

1st RUN

COURSESETTER	Fryer Bryon	(E)
FORERUNNERS	- A - Dumais Andrew	(E)
	- B - Barrett Katharine	(E)
COURSE	Thunderbolt	
START	139 m	
FINISH	72 m	
DROP	67 m	
HOMOLOGATION	U752/11/10	
GATES	20	
DIRECTIONS	18	
STARTING TIME	8:30	

2nd RUN

	Sonju Gretchen	(E)
- A -	Dumais Andrew	(E)
- B -	Barrett Katharine	(E)
COURSE	Thunderbolt	
START	139 m	
FINISH	72 m	
DROP	67 m	
HOMOLOGATION	U752/11/10	
GATES	20	
DIRECTIONS	18	
STARTING TIME	11:15	

CATEGORY : U12;U14 LIST n°816

Rank	Bib	Name	Year	Nation	Region	Club	Run 1 (Rank)	Run 2 (Rank)	Time
------	-----	------	------	--------	--------	------	--------------	--------------	------

U12

1	154	Laorno Robert	2005			THRD	39.64 (4)	39.69 (1)	1:19.33
2	141	Funk Jack	2005			MTSO	38.83 (1)	41.48 (3)	1:20.31
3	122	Sena-Goldschmidt Max	2006			MTSO	39.11 (2)	41.35 (2)	1:20.46
4	116	McDonald Miles	2006			MOH	39.27 (3)	45.23 (9)	1:24.50
5	147	Matusik Anthony	2006			MTSO	41.08 (5)	43.52 (5)	1:24.60
6	135	Moore Jackson	2005			SUND	41.63 (6)	43.26 (4)	1:24.89
7	132	Porcherot Alexis	2006			THDR	42.67 (9)	44.49 (7)	1:27.16
8	125	Snow Stephen	2006			MOH	42.48 (7)	45.74 (11)	1:28.22
9	119	Barrett Jack	2005			MTSO	42.55 (8)	45.82 (12)	1:28.37
10	146	Edwards Jack	2005			THDR	43.96 (12)	44.86 (8)	1:28.82
11	144	O'Looney Blake	2006			MTSO	45.04 (16)	44.13 (6)	1:29.17
12	117	Meleshkewich Nathan	2005			SUND	42.91 (10)	46.64 (14)	1:29.55
13	120	Snow James	2006			MOH	43.32 (11)	46.37 (13)	1:29.69
14	148	Dulos Theodore	2006			SUND	44.45 (13)	45.46 (10)	1:29.91
15	153	Jewett Max	2005			SUND	44.91 (14)	48.09 (18)	1:33.00
16	151	Lederer Declan	2005			THDR	46.45 (18)	46.98 (15)	1:33.43
17	143	Dulos Petros	2006			SUND	45.40 (17)	48.68 (20)	1:34.08
18	145	Afkhami Kiyam	2005			MOH	46.84 (19)	47.96 (17)	1:34.80
19	149	Mirota Maxim	2006			THDR	47.31 (20)	48.29 (19)	1:35.60
20	115	Brody Erik	2006			MTSO	48.70 (25)	47.02 (16)	1:35.72
21	140	Hebiton Edward	2006			MOH	47.62 (22)	49.71 (21)	1:37.33
22	130	Pilla Anup	2006			MTSO	47.90 (23)	50.52 (24)	1:38.42
23	124	Bobruff Jeremy	2005			MTSO	48.44 (24)	50.30 (22)	1:38.74
24	126	Baclaski Jack	2006			SUND	47.37 (21)	51.57 (25)	1:38.94
25	136	Burkart Joshua	2006			THDR	49.29 (28)	50.40 (23)	1:39.69
26	150	Benn Asher	2006			MTSO	49.27 (27)	52.29 (26)	1:41.56
27	131	Quinn Tanner	2005			SUND	51.47 (30)	53.36 (27)	1:44.83
28	152	O'Grady-Rodger Luke	2005			THDR	57.82 (31)	1:00.70 (28)	1:58.52
29	128	Dapkins Paolo	2006			THDR	59.60 (32)	1:01.93 (29)	2:01.53

Did Not Start - Run 1 (7)

118	Tsang Dillon	2006			THDR	DNS	DNS
127	Hafiz Derek	2006			MTSO	DNS	DNS
133	Collea Luke	2006			MTSO	DNS	DNS
137	Vicek Zach	2006			MTSO	DNS	DNS

CYSL KOMBI
Kinder Kombi (U12;U14 / Men)
Unofficial ranking

Rank	Bib	Name	Year	Nation	Region	Club	Run 1 (Rank)	Run 2 (Rank)	Time
	139	George Tom	2006			MTSO	DNS	DNS	
	142	Szumski Vincent	2005			THDR	DNS	DNS	
	155	Laorno Nathaniel	2005			THRD	DNS	DNS	

Did Not Finish - Run 1 (1)

	121	Bohadik Gavin	2005			SUND	DNF	DNF	
--	-----	---------------	------	--	--	------	-----	-----	--

Disqualified - Run 1 (1)

	123	Bubb Boden	2006			THDR	DSQ	1:03.94	Gate 18
--	-----	------------	------	--	--	------	-----	---------	---------

Did Not Start - Run 2 (8)

	118	Tsang Dillon	2006			THDR	DNS	DNS	
	127	Hafiz Derek	2006			MTSO	DNS	DNS	
	133	Collea Luke	2006			MTSO	DNS	DNS	
	137	Vlcek Zach	2006			MTSO	DNS	DNS	
	138	Harrison Charlie	2005			SUND	48.87	DNS	
	139	George Tom	2006			MTSO	DNS	DNS	
	142	Szumski Vincent	2005			THDR	DNS	DNS	
	155	Laorno Nathaniel	2005			THRD	DNS	DNS	

Did Not Finish - Run 2 (2)

	121	Bohadik Gavin	2005			SUND	DNF	DNF	
	134	Lynch Reilly	2006			MOH	44.93	DNF	













Disqualified - Run 2 (1)

	129	Friedman Andrew	2006			MOH	49.30	DSQ	Gate 20
--	-----	-----------------	------	--	--	-----	-------	-----	---------

U14

1	202	Warner Ben	2003			SUND	34.32 (1)	36.87 (3)	1:11.19
2	221	Frommer Adam	2003			MOH	36.49 (4)	36.26 (1)	1:12.75
3	229	Kaftan Philip	2003			MTSO	36.19 (3)	36.94 (4)	1:13.13
4	219	Hutchings Matthew	2004			THDR	36.55 (5)	36.80 (2)	1:13.35
5	208	Richert Noah	2004			MTSO	37.40 (6)	38.20 (5)	1:15.60
6	211	Bluestein Reed	2003			SUND	38.85 (10)	38.52 (6)	1:17.37
7	212	Hine Ethan	2004			MTSO	38.20 (7)	39.75 (8)	1:17.95
8	244	Lapierre Jay	2003			MTSO	38.75 (9)	40.31 (10)	1:19.06
9	200	Schneider Charlie	2004			MTSO	38.98 (11)	40.24 (9)	1:19.22
10	216	Slovinski Aidan	2003			MTSO	39.03 (12)	40.71 (13)	1:19.74
11	222	Crowley Gavin	2004			MTSO	39.15 (13)	40.73 (14)	1:19.88
12	206	Zappone Alec	2003			MOH	39.72 (15)	40.62 (11)	1:20.34
13	230	Clark PJ	2003			THDR	39.33 (14)	41.38 (16)	1:20.71
14	236	O'Looney Luke	2004			MTSO	40.44 (16)	41.12 (15)	1:21.56
15	203	Quast Nicholas	2003			THDR	41.51 (21)	40.63 (12)	1:22.14
16	239	Baratta Nicholas	2004			MOH	41.16 (19)	42.17 (17)	1:23.33
17	226	Laberge Cullen	2003			SUND	41.18 (20)	42.52 (18)	1:23.70
18	238	Green Jonathan	2003			THDR	41.00 (17)	42.82 (21)	1:23.82
19	215	Lombardi Oskar	2004			THDR	42.33 (23)	42.56 (19)	1:24.89
20	228	Roy Ishan	2004			MOH	41.95 (22)	43.02 (22)	1:24.97
21	220	Worthington Colin	2003			SUND	43.38 (24)	43.09 (23)	1:26.47
22	242	Tella Grayson	2004			THDR	43.95 (26)	42.71 (20)	1:26.66
23	231	Kathuria Nikash	2003			MOH	43.80 (25)	43.78 (24)	1:27.58
24	209	Eberhardt Lucas	2003			THDR	41.09 (18)	46.99 (30)	1:28.08
25	204	Mann Jeremy	2004			MTSO	38.60 (8)	49.71 (35)	1:28.31
26	227	Alexander Bradford	2004			THDR	44.17 (27)	46.57 (29)	1:30.74

CYSL KOMBI
Kinder Kombi (U12;U14 / Men)
Unofficial ranking

Rank	Bib	Name	Year	Nation	Region	Club	Run 1 (Rank)	Run 2 (Rank)	Time
27	214	Purcell Tommy	2004			SUND	45.40 (30)	45.62 (26)	1:31.02
28	237	Fisher Spencer	2003			SUND	45.81 (32)	45.56 (25)	1:31.37
29	248	Taylor Caleb	2003			THDR	45.72 (31)	46.40 (28)	1:32.12
30	201	Schell Charles	2004			MOH	44.42 (28)	49.07 (33)	1:33.49
31	246	Schmidt Spencer	2003			THDR	44.67 (29)	48.84 (32)	1:33.51
32	249	Sobel Phineas	2004			THDR	47.89 (34)	45.93 (27)	1:33.82
33	207	Gochuico Randall	2003			THDR	47.69 (33)	49.23 (34)	1:36.92
34	223	Lord Travis	2004			SUND	48.23 (35)	49.99 (36)	1:38.22
35	235	Lynch Dylan	2004			MOH	48.34 (36)	51.05 (37)	1:39.39
36	217	Christiansen Sean	2003			POW	48.40 (37)	52.51 (38)	1:40.91
37	225	DePiano Will	2004			MTSO	54.64 (38)	58.73 (39)	1:53.37
38	232	Mirianthopoulos John	2003			MTSO	55.51 (39)	59.20 (40)	1:54.71


Did Not Finish - Run 1 (2)

210	Jauchler Matthew	2004			MTSO	DNF			
245	Harf Austin	2004			THDR	DNF	47.81		

Disqualified - Run 1 (1)

218	Thompson Oliver	2003			MOH	DSQ	39.03		Gate 20
-----	-----------------	------	---	--	-----	-----	-------	--	---------

Disqualified - Run 2 (1)

224	Eilers Robert	2004			MOH	35.82		DSQ	<small>Gate Judge, Rule: straddle</small>
-----	---------------	------	---	--	-----	-------	--	-----	---