

JURY - TECHNICAL EVENT

TECHNICAL DELEGATE	Hanbury Richard	(E)
REFEREE	Adamec Thomas	(E)
CHIEF OF RACE	Bass Duane	(E)
COURSE CHIEF	Simplicio Philip Chip	(E)
DATA MANAGEMENT	Hanbury Richard	(E)

WEATHER

CONDITIONS	Cool
SNOW	New
AIR TEMPERATURE	START : -2.0 °F
	FINISH : -2.0 °F

1st RUN

COURSESETTER	Fryer Bryon	(E)
FORERUNNERS	- A - Dumais Andrew	(E)
	- B - Dickman James	(E)
	- C - Dawson Nicholas	(E)

2nd RUN

	McClain Kyle	(E)
- A -	Dumais Andrew	(E)
- B -	Dickman James	(E)
- C -	Dawson Nicholas	(E)








COURSE	Thunderbolt
START	139 m
FINISH	72 m
DROP	67 m
HOMOLOGATION	U788/11/10
GATES	38
DIRECTIONS	37
STARTING TIME	8:30

	Thunderbolt
	139 m
	72 m
	67 m
	U788/11/10
	38
	37
	8:30

CATEGORY : U10-U14 LIST n°1017

Rank	Bib	Name	Year	Nation	Club	Run 1 Rank	Run 2 Rank	Time
------	-----	------	------	--------	------	------------	------------	------

Category: U10

1	8	Perez Sofia	2008		SUND	45.88 (2)	42.35 (1)	1:28.23
2	16	Stegman Isabella	2007		MOH	46.15 (3)	44.56 (2)	1:30.71
3	12	Sonju Bridget	2007		MOH	44.97 (1)	47.81 (7)	1:32.78
4	17	Faucher Emily	2009		MTSO	48.85 (4)	47.13 (5)	1:35.98
5	1	Schell Caroline	2007		MOH	49.97 (5)	46.97 (4)	1:36.94
6	5	Butler Hadley	2008		MOH	50.21 (6)	48.50 (9)	1:38.71
7	22	Elms Maya	2007		MOH	52.82 (7)	48.39 (8)	1:41.21
8	18	Stern Lyyli	2007		MOH	53.54 (8)	50.93 (10)	1:44.47
9	7	Hayes Annabelle	2007		MOH	1:01.63 (16)	44.99 (3)	1:46.62
10	20	Eilers Brynn	2008		MOH	56.85 (11)	51.56 (11)	1:48.41
11	25	Haydon Kai	2007		THDR	56.47 (10)	55.04 (13)	1:51.51
12	13	Matusik Eleanor	2007		MTSO	56.19 (9)	55.48 (14)	1:51.67
13	23	Sparacio Ava	2007		SUND	59.14 (12)	53.93 (12)	1:53.07
14	14	Dulos Christiane	2008		SUND	1:00.36 (13)	57.70 (15)	1:58.06
15	21	Sedlak Meghan	2007		THDR	1:00.74 (14)	58.27 (16)	1:59.01
16	4	Poulos Molly	2007		MTSO	1:01.51 (15)	1:00.07 (17)	2:01.58
17	15	Shalov Adalay	2007		THDR	1:02.50 (17)	1:00.18 (18)	2:02.68
18	11	Bourla Mia	2007		THDR	1:05.98 (18)	1:01.39 (19)	2:07.37

Did Not Start - Run 1 (5)

2	Gallagher Olive	2008		MTSO	DNS	DNS
6	George Mimi	2007		MTSO	DNS	DNS
9	Nadel Soledad	2008		MOH	DNS	DNS
10	George Alice	2009		MTSO	DNS	DNS
19	Benn Delilah	2008		MTSO	DNS	DNS

Did Not Finish - Run 1 (1)

3	Qudeen Elizabeth	2007		MOH	DNF	47.34
---	------------------	------	---	-----	-----	-------

CYSL Finals
Slalom (U10-U14 / Women)
Unofficial ranking

Rank	Bib	Name	Year	Nation	Club	Run 1 [Rank]	Run 2 [Rank]	Time
------	-----	------	------	--------	------	--------------	--------------	------

Disqualified - Run 1 (1)

	24	Kaneti Michelle	2007		THDR	DSQ	DNF	Gate 3
--	----	-----------------	------	---	------	-----	-----	--------




Did Not Start - Run 2 (5)

	2	Gallagher Olive	2008		MTSO	DNS	DNS	
	6	George Mimi	2007		MTSO	DNS	DNS	
	9	Nadel Soledad	2008		MOH	DNS	DNS	
	10	George Alice	2009		MTSO	DNS	DNS	
	19	Benn Delilah	2008		MTSO	DNS	DNS	

Did Not Finish - Run 2 (1)

	24	Kaneti Michelle	2007		THDR	DSQ	DNF	Gate 3
--	----	-----------------	------	---	------	-----	-----	--------

Category: U12

1	80	Hendren Kaila	2005		MTSO	42.54 (1)	42.09 (2)	1:24.63
2	88	Cerosky Carly	2005		THDR	43.09 (2)	43.21 (5)	1:26.30
3	98	Faucher Alexandra	2005		MTSO	43.26 (3)	43.17 (4)	1:26.43
4	96	Nadel Chiara	2005		MOH	43.95 (4)	42.52 (3)	1:26.47
5	77	Birk Kyla	2005		SUND	46.15 (8)	44.36 (6)	1:30.51
6	79	Clew-Bachrach Esmee	2006		MOH	45.91 (7)	44.70 (7)	1:30.61
7	92	Binette Rosemarie	2005		THDR	45.85 (6)	45.29 (8)	1:31.14
8	82	Butler Ava	2005		MOH	51.70 (16)	40.91 (1)	1:32.61
9	76	Nichols Matilda	2005		MTSO	47.14 (9)	45.77 (9)	1:32.91
10	110	Laorno Kaitlyn	2005		THRD	47.33 (10)	46.24 (10)	1:33.57
11	100	Lapierre Jackie	2006		MTSO	44.47 (5)	50.96 (17)	1:35.43
12	87	Paredes Lauren	2006		SUND	48.06 (11)	47.68 (11)	1:35.74
13	99	Frommer Ariella	2006		MOH	48.83 (12)	48.28 (12)	1:37.11
14	89	Hayes Alexandra	2005		MOH	49.80 (13)	48.65 (13)	1:38.45
15	78	Bradley Cassidy	2005		THDR	50.44 (14)	48.96 (14)	1:39.40
16	97	Perez Kristina	2005		SUND	51.51 (15)	50.78 (16)	1:42.29
17	105	Crivelli Mia	2006		THDR	52.55 (17)	51.12 (20)	1:43.67
18	86	Slovinski Tara	2006		MTSO	52.71 (18)	50.97 (19)	1:43.68
19	90	Pascarella Cosima	2006		THDR	52.84 (19)	50.96 (17)	1:43.80
20	91	Leahy Kelly	2005		MOH	54.81 (22)	52.97 (21)	1:47.78
21	111	Pascale Reiley	2006		POW	54.66 (21)	54.41 (23)	1:49.07
22	104	Rose Morgan	2006		SUND	53.12 (20)	59.61 (29)	1:52.73
23	112	Panyadahundi Aanya	2005		POW	59.66 (23)	55.44 (24)	1:55.10
24	107	Stavola Hanna	2005		THDR	59.67 (24)	56.60 (25)	1:56.27
25	95	Kinkel Kayla	2005		THDR	1:00.32 (26)	57.71 (26)	1:58.03
26	109	Geraghty Abigail	2005		MTSO	59.99 (25)	1:00.34 (30)	2:00.33
27	102	Karpel Brooke	2010		POW	1:05.54 (28)	59.25 (28)	2:04.79
28	83	Akbarian Ava	2005		THDR	1:04.86 (27)	1:01.82 (31)	2:06.68
29	81	Jurado Isabel	2005		THDR	1:11.40 (29)	58.79 (27)	2:10.19

Did Not Start - Run 1 (5)

	84	Bedell Percy	2006		MOH	DNS	DNS	
--	----	--------------	------	---	-----	-----	-----	--

CYSL Finals
Slalom (U10-U14 / Women)
Unofficial ranking

Rank	Bib	Name	Year	Nation	Club	Run 1 Rank	Run 2 Rank	Time
	85	Warner Julia	2006		THDR	DNS	DNS	
	101	Ng Schuyler	2005		THDR	DNS	DNS	
	103	Elms Taylor	2005		MOH	DNS	DNS	
	106	Chiravuri Maya	2005		MTSO	DNS	DNS	

Disqualified - Run 1 (3)

	75	Liu Claudia	2005		MOH	DSQ	49.64	Gate 25
	93	Collea Danielle	2005		MTSO	DSQ	54.35	Gate 1
	94	Potts Abigail	2006		SUND	DSQ	1:04.14	Gate 10

Did Not Start - Run 2 (5)

	84	Bedell Percy	2006		MOH	DNS	DNS	
	85	Warner Julia	2006		THDR	DNS	DNS	
	101	Ng Schuyler	2005		THDR	DNS	DNS	
	103	Elms Taylor	2005		MOH	DNS	DNS	
	106	Chiravuri Maya	2005		MTSO	DNS	DNS	



Category: U14

1	168	Fryer Kaylie	2003		MTSO	39.79 (2)	38.94 (1)	1:18.73
2	179	Robinson Lindsay	2003		SUND	41.84 (9)	39.67 (2)	1:21.51
3	160	Mahmood Grace	2003		MTSO	41.42 (6)	40.35 (4)	1:21.77
4	172	Binette Ashley	2003		THDR	42.06 (10)	40.17 (3)	1:22.23
5	164	Richert Faith	2003		MTSO	41.60 (7)	40.65 (5)	1:22.25
6	161	Keswin Julia	2003		MOH	41.29 (5)	41.09 (6)	1:22.38
7	170	Gfeller Nancy	2004		SUND	41.11 (3)	41.51 (8)	1:22.62
8	176	Edwards Abigail	2003		THDR	41.76 (8)	41.49 (7)	1:23.25
9	177	Lilly Cristina	2003		MOH	42.26 (11)	41.97 (9)	1:24.23
10	165	Clew-Bachrach Logan	2003		MOH	42.90 (12)	42.01 (10)	1:24.91
11	166	Zordan Madelyn	2003		SUND	43.33 (13)	42.40 (11)	1:25.73
12	171	Dumais Samantha	2003		MTSO	44.50 (14)	44.17 (12)	1:28.67
13	162	Defazio Donatella	2004		SUND	44.94 (15)	44.64 (14)	1:29.58
14	187	Baclaski Bailey	2004		SUND	45.85 (18)	44.44 (13)	1:30.29
15	181	Stegman Arielle	2003		MOH	45.29 (16)	45.24 (15)	1:30.53
16	175	Morales Isabel	2003		SUND	45.69 (17)	45.93 (16)	1:31.62
17	167	Pascarella Tessa	2004		THDR	47.79 (19)	46.75 (17)	1:34.54
18	191	Campana-Gladstone Samantha	2003		MOH	47.91 (20)	47.21 (18)	1:35.12
19	174	Morse Adrianna	2004		MTSO	49.22 (21)	47.86 (19)	1:37.08
20	190	Stavola Emily	2004		THDR	51.61 (22)	50.58 (20)	1:42.19
21	178	Sullivan Samantha	2004		MTSO	52.72 (23)	51.95 (21)	1:44.67
22	186	Holmes Lillian	2004		THDR	58.12 (25)	54.96 (22)	1:53.08
23	182	Depiano Madeline	2004		MTSO	58.30 (26)	58.83 (23)	1:57.13

Did Not Start - Run 1 (6)

	163	Hutchings Emily	2004		THDR	DNS	DNS	
	169	Kraebber Anna	2003		MOH	DNS		

CYSL Finals
Slalom (U10-U14 / Women)
Unofficial ranking

Rank	Bib	Name	Year	Nation	Club	Run 1 Rank	Run 2 Rank	Time
	183	Dhalla Kayla	2004		MOH	DNS		
	184	Forcade Sophia	2004		MTSO	DNS		
	185	Dhalla Rhea	2004		MOH	DNS	DNS	
	189	Visser Arabella	2004		MTSO	DNS	DNS	

Did Not Start - Run 2 (3)

	163	Hutchings Emily	2004		THDR	DNS	DNS	
	185	Dhalla Rhea	2004		MOH	DNS	DNS	
	189	Visser Arabella	2004		MTSO	DNS	DNS	

Did Not Finish - Run 2 (3)

	173	Sonju Anneliese	2003		MOH	38.94	DNF	
	180	Slusarz Katie	2004		THDR	56.70	DNF	
	188	Labalme Sylvie	2004		MOH	41.27	DNF	