

JURY - TECHNICAL EVENT

TECHNICAL DELEGATE	Tingle Richard	(E)
REFEREE	McLeod Micheil	(E)
CHIEF OF RACE	Bass Duane	(E)
COURSE CHIEF	Simplicio Philip Chip	(E)
START REFEREE	Coan-Mahmood Jennifer	(E)
FINISH REFEREE	Grenier Scott	(E)
DATA MANAGEMENT	Hanbury Richard	(E)

WEATHER

CONDITIONS	Sunny
SNOW	firm
AIR TEMPERATURE	START : 30.0 °F FINISH : 40.0 °F
















Run 1

COURSESETTER	Hanbury Richard	(E)
FORERUNNERS	- A - Matusik Anthony	(E)
	- B - Napolitano Anthony	(E)
	- C - Grenier Joseph	(E)
COURSE	Thunderbolt	
START	139 m	
FINISH	72 m	
DROP	67 m	
HOMOLOGATION	U2341/07/20	
GATES	35	
DIRECTIONS	34	
STARTING TIME	09:30	

Run 2

	Coan-Mahmood Jennifer	(E)
- A -	Matusik Anthony	(E)
- B -	Napolitano Anthony	(E)
- C -	Grenier Joseph	(E)
COURSE	Thunderbolt	
START	139 m	
FINISH	72 m	
DROP	67 m	
HOMOLOGATION	U2341/07/20	
GATES	35	
DIRECTIONS	34	
STARTING TIME	09:30	

CATEGORY : U12 LIST n°1521

Rank	Bib	USSA ID	Name	Year	Nation	Club	Run 1	Run 2	Time	Gap
1	66	X6869102	Santacoloma Ainhize	2009		MTSO	36.991	36.627	1:13.618	
2	63	E6880523	Sloan Perry	2010		MOH	37.418	38.569	1:15.987	2.369
3	67	E6895765	Digeronimo Stella	2009		MTSO	38.549	39.605	1:18.154	4.536
4	71	X6999047	Millner Robina	2010		MTSO	40.105	40.662	1:20.767	7.149
5	61	E6878899	Morlock Rose	2010		MOH	40.822	41.676	1:22.498	8.880
6	62	E6880291	Apthorpe Ridley	2010		MOH	42.369	41.634	1:24.003	10.385
7	68	E6892619	Carlson Kristina	2010		MTSO	44.271	42.927	1:27.198	13.580
8	60	E6893630	Horowitz Sarah	2009		MOH	44.236	43.837	1:28.073	14.455
9	70	E6983069	Cox Fiona	2009		MTSO	44.214	44.412	1:28.626	15.008
10	69	E7046840	Michaud Ella	2009		MTSO	44.684	44.330	1:29.014	15.396
11	77	E6911992	Moore Aislinn	2009		SUND	45.456	44.964	1:30.420	16.802
12	74	E6899860	El-Gamal Hannah	2010		SUND	45.983	44.562	1:30.545	16.927
13	75	E6954688	Lyons Summer	2009		SUND	46.105	44.941	1:31.046	17.428
14	64	E6979283	Baratta Natalie	2010		MOH	45.937	46.172	1:32.109	18.491
15	65	E6938392	Williams Ella	2010		MOH	46.763	48.281	1:35.044	21.426
16	76	E7042089	Whelan Ellie	2010		SUND	50.008	48.900	1:38.908	25.290
17	78	E7039950	Caffyn Rachel	2009		SUND	52.896	53.892	1:46.788	33.170
18	73	E7070549	Mangino Maria	2010		POW	57.222	58.000	1:55.222	41.604

Did Not Finish - Run 2 (1)

	72	E7007406	Crocker Hannah	2010		POW	49.275	DNF		
--	----	----------	----------------	------	---	-----	--------	-----	--	--